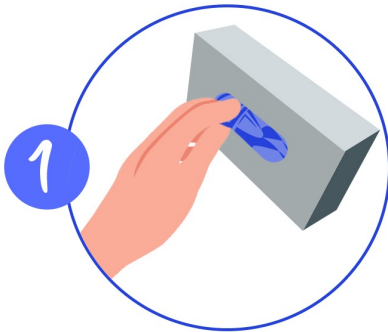
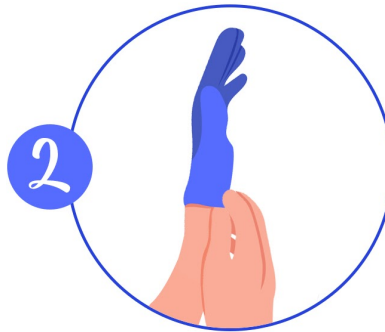


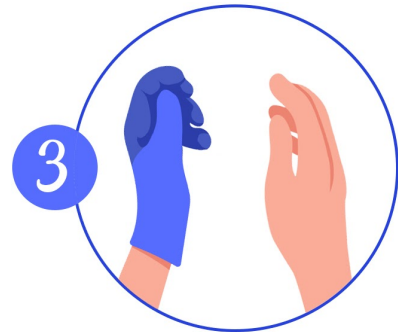
How to don examination gloves safely



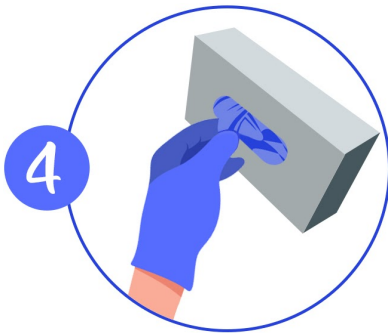
Remove a single glove from the box by removing it via the cuff (where possible)



Slide the glove onto your non-dominant hand by the cuff and pull to secure



You are halfway there! Remember to not adjust fit just yet

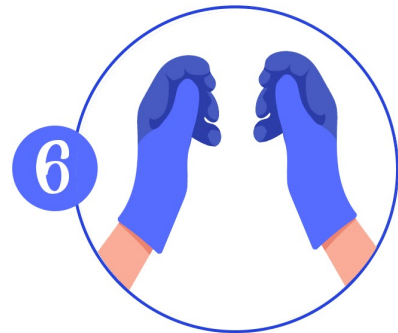


Remove the next glove, this time with your gloved hand

Note: It's a great time to prepare the next glove for next time, by adjusting it so the cuff is partially out



Slide on your second glove and adjust by pulling on the outside of the cuff. You can now adjust fingers if necessary.



You are all donned!

Remember to hold your hands up when you aren't using them to reduce contamination